

Calculation & Manipulatives Policy

Year 2

Glossary

Addend - A number to be added to another.

Aggregation - combining two or more quantities or measures to find a total.

Augmentation - increasing a quantity or measure by another quantity.

Commutative - numbers can be added in any order.

Complement - in addition, a number and its complement make a total e.g. 300 is the complement to 700 to make 1,000

Difference - the numerical difference between two numbers is found by comparing the quantity in each group.

Exchange - Change a number or expression for another of an equal value.

Minuend - A quantity or number from which another is subtracted.

Partitioning - Splitting a number into its component parts.

Reduction - Subtraction as take away.

Subitise - Instantly recognise the number of objects in a small group without needing to count.

Subtrahend - A number to be subtracted from another.

Sum - The result of an addition.

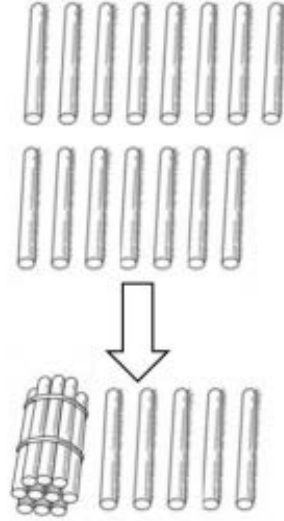
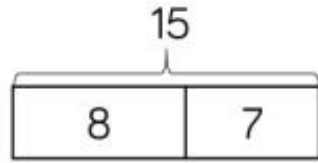
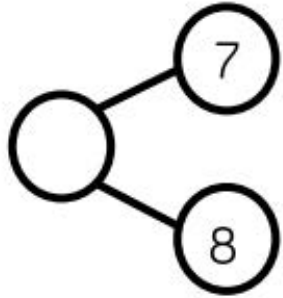
Total - The aggregate or the sum found by addition.

Skill	Year	Representations and models	
Add two 1-digit numbers to 10	1	Part-whole model Bar model Number shapes	Ten frames (within 10) Bead strings (10) Number tracks
Add 1 and 2-digit numbers to 20	1	Part-whole model Bar model Number shapes Ten frames (within 20)	Bead strings (20) Number tracks Number lines (labelled) Straws
Add three 1-digit numbers	2	Part-whole model Bar model	Ten frames (within 20) Number shapes
Add 1 and 2-digit numbers to 100	2	Part-whole model Bar model Number lines (labelled)	Number lines (blank) Straws Hundred square

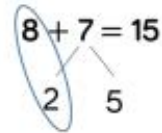
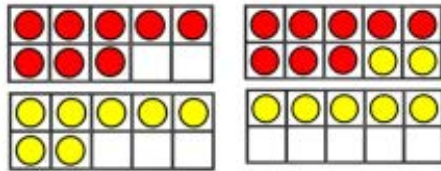
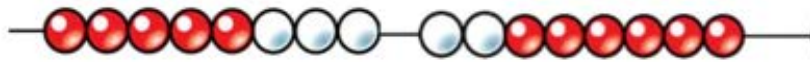
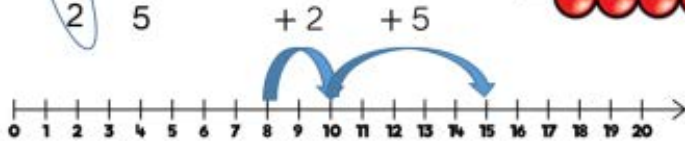
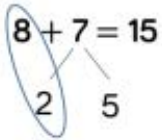
Skill	Year	Representations and models
Add two 2-digit numbers	2	Part-whole model Bar model Number lines (blank) Straws Base 10 Place value counters Column addition
Add with up to 3-digits	3	Part-whole model Bar model Base 10 Place value counters Column addition
Add with up to 4-digits	4	Part-whole model Bar model Base 10 Place value counters Column addition
Add with more than 4 digits	5	Part-whole model Bar model Place value counters Column addition
Add with up to 3 decimal places	5	Part-whole model Bar model Place value counters Column addition

Skill: Add 1 and 2-digit numbers to 20

Year: 1/2



$$8 + 7 = 15$$

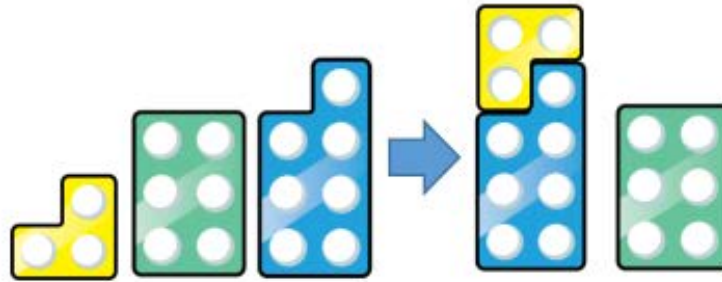
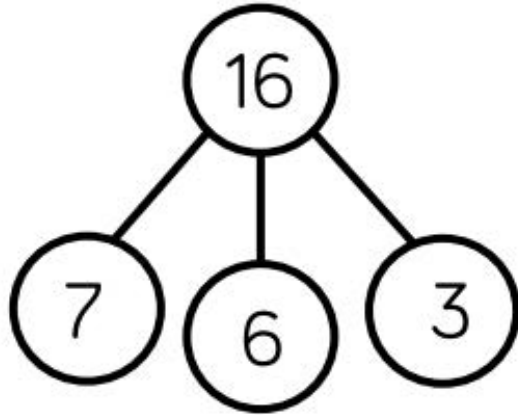


When adding one-digit numbers that cross 10, it is important to highlight the importance of ten ones equalling one ten.

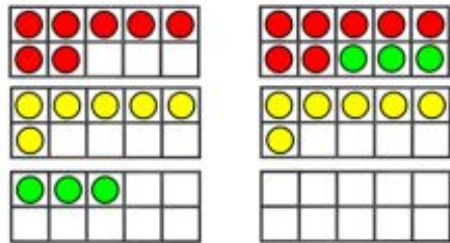
Different manipulatives can be used to represent this exchange. Use concrete resources alongside number lines to support children in understanding how to partition their jumps.

Skill: Add three 1-digit numbers

Year: 2

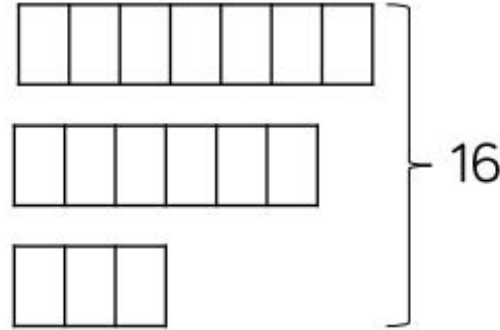


$$7 + 6 + 3 = 16$$



$$7 + 6 + 3 = 16$$

10



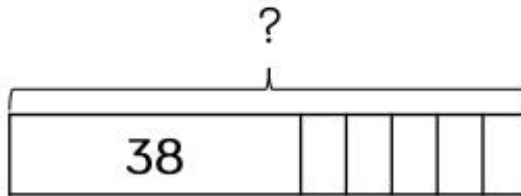
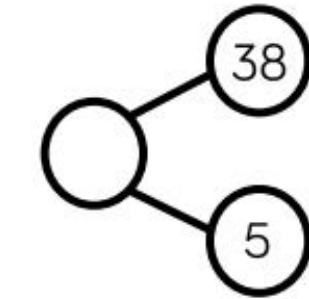
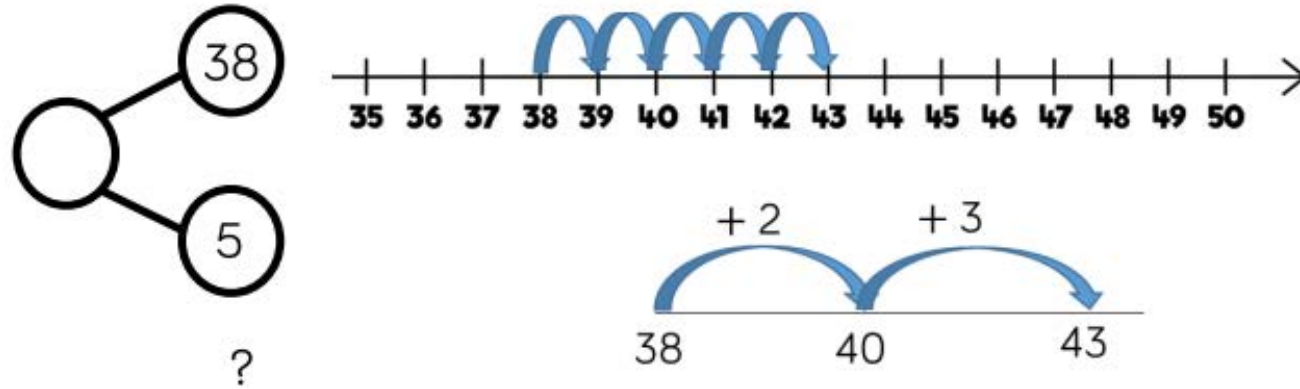
When adding three 1-digit numbers, children should be encouraged to look for number bonds to 10 or doubles to add the numbers more efficiently.

This supports children in their understanding of commutativity.

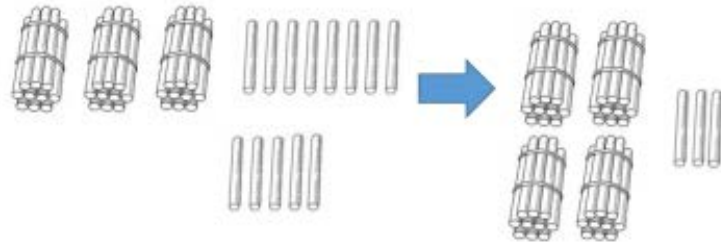
Manipulatives that highlight number bonds to 10 are effective when adding three 1-digit numbers.

Skill: Add 1-digit and 2-digit numbers to 100

Year: 2/3



$$38 + 5 = 43$$



1	2	3	4	5	6	7	8	9	10
11	12	13	14	15	16	17	18	19	20
21	22	23	24	25	26	27	28	29	30
31	32	33	34	35	36	37	38	39	40
41	42	43	44	45	46	47	48	49	50
51	52	53	54	55	56	57	58	59	60
61	62	63	64	65	66	67	68	69	70
71	72	73	74	75	76	77	78	79	80
81	82	83	84	85	86	87	88	89	90
91	92	93	94	95	96	97	98	99	100

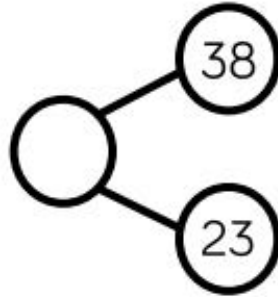
When adding single digits to a two-digit number, children should be encouraged to count on from the larger number.

They should also apply their knowledge of number bonds to add more efficiently e.g. $8 + 5 = 13$ so $38 + 5 = 43$.

Hundred squares and straws can support children to find the number bond to 10.

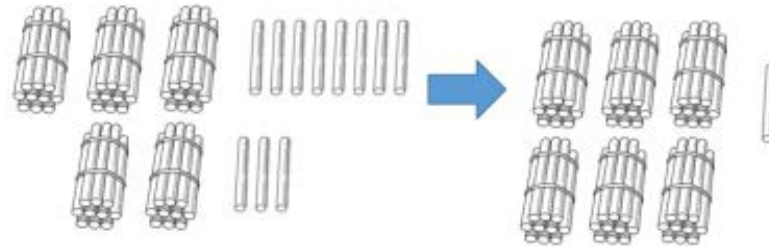
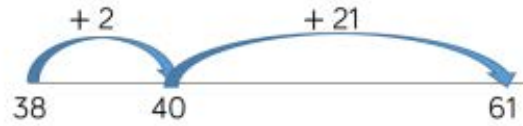
Skill: Add two 2-digit numbers to 100

Year: 2/3



?

38	23
----	----



$$38 + 23 = 61$$

Tens	Ones
	•••••
	•••
	•••

$$\begin{array}{r} 38 \\ + 23 \\ \hline 61 \\ 1 \end{array}$$

Tens	Ones
10 10 10	1 1 1 1
10 10	1 1 1
10	

At this stage, encourage children to use the formal column method when calculating alongside straws, base 10 or place value counters. As numbers become larger, straws become less efficient.


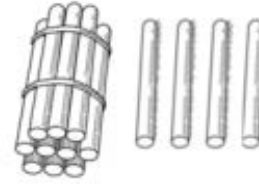
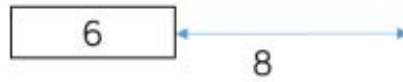

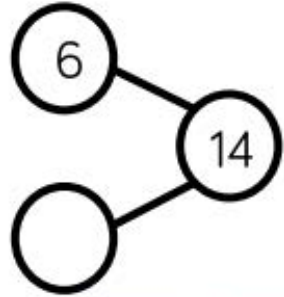
Children can also use a blank number line to count on to find the total. Encourage them to jump to multiples of 10 to become more efficient.

Skill	Year	Representations and models	
Subtract two 1-digit numbers to 10	1	Part-whole model Bar model Number shapes	Ten frames (within 10) Bead strings (10) Number tracks
Subtract 1 and 2-digit numbers to 20	1	Part-whole model Bar model Number shapes Ten frames (within 20)	Bead string (20) Number tracks Number lines (labelled) Straws
Subtract 1 and 2-digit numbers to 100	2	Part-whole model Bar model Number lines (labelled)	Number lines (blank) Straws Hundred square
Subtract two 2-digit numbers	2	Part-whole model Bar model Number lines (blank) Straws	Base 10 Place value counters Column addition

Skill	Year	Representations and models	
Subtract with up to 3-digits	3	Part-whole model Bar model	Base 10 Place value counters Column addition
Subtract with up to 4-digits	4	Part-whole model Bar model	Base 10 Place value counters Column addition
Subtract with more than 4 digits	5	Part-whole model Bar model	Place value counters Column addition
Subtract with up to 3 decimal places	5	Part-whole model Bar model	Place value counters Column addition

Skill: Subtract 1 and 2-digit numbers to 20

Year: 1/2

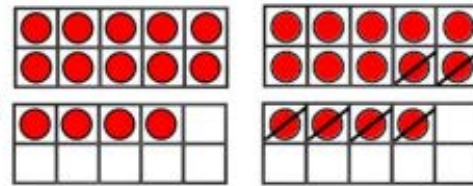
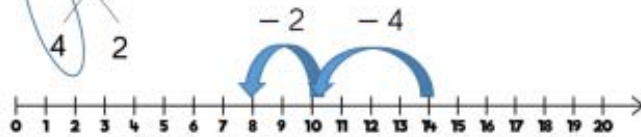


$$14 - 6 = 8$$



$$14 - 6 = 8$$

A number bond diagram for 14 - 6 = 8. The number 14 is circled, and lines connect it to 4 and 2. The number 6 is also circled, and lines connect it to 4 and 2.



$$14 - 6 = 8$$

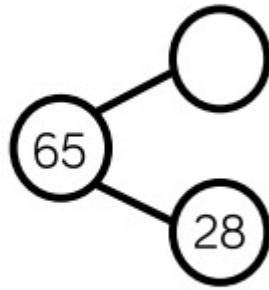
A number bond diagram for 14 - 6 = 8. The number 14 is circled, and lines connect it to 4 and 2. The number 6 is also circled, and lines connect it to 4 and 2.

When subtracting one-digit numbers that cross 10, it is important to highlight the importance of ten ones equalling one ten.

Children should be encouraged to find the number bond to 10 when partitioning the subtracted number. Ten frames, number shapes and number lines are particularly useful for this.

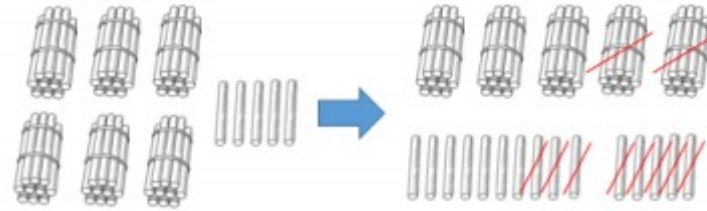
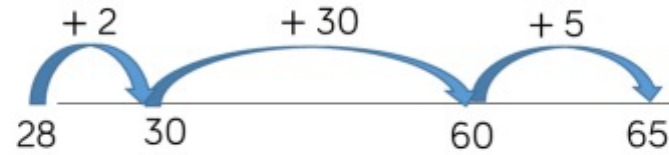
Skill: Subtract 1 and 2-digit numbers to 100

Year: 2

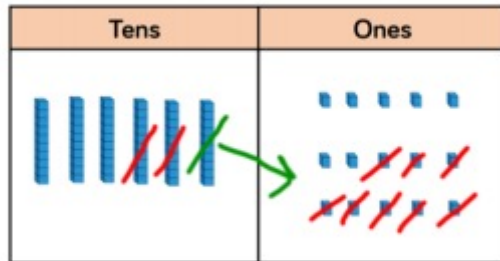


65

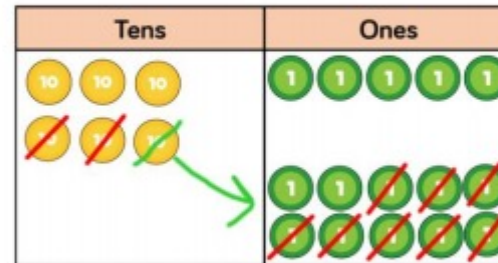
?	28
---	----



$$65 - 28 = 37$$



$$\begin{array}{r} 5 \overset{1}{6}5 \\ - 28 \\ \hline 37 \end{array}$$



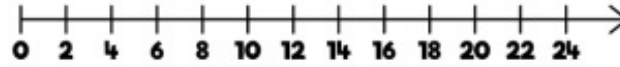
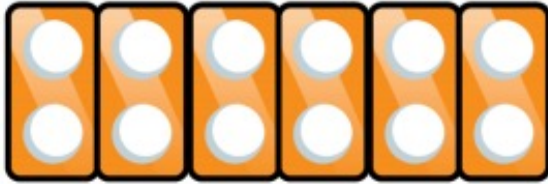
At this stage, encourage children to use the formal column method when calculating alongside straws, base 10 or place value counters. As numbers become larger, straws become less efficient.

Children can also use a blank number line to count on to find the difference. Encourage them to jump to multiples of 10 to become more efficient.

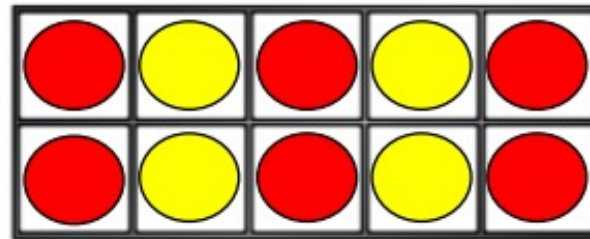
Skill	Year	Representations and models	
Recall and use multiplication and division facts for the 2-times table	2	Bar model Number shapes Counters Money	Ten frames Bead strings Number lines Everyday objects
Recall and use multiplication and division facts for the 5-times table	2	Bar model Number shapes Counters Money	Ten frames Bead strings Number lines Everyday objects
Recall and use multiplication and division facts for the 10-times table	2	Hundred square Number shapes Counters Money	Ten frames Bead strings Number lines Base 10

Skill: 2 times table

Year: 2



1	2	3	4	5	6	7	8	9	10
11	12	13	14	15	16	17	18	19	20
21	22	23	24	25	26	27	28	29	30
31	32	33	34	35	36	37	38	39	40
41	42	43	44	45	46	47	48	49	50



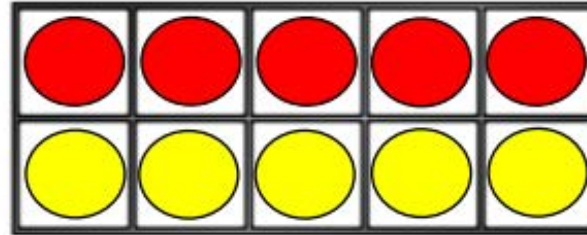
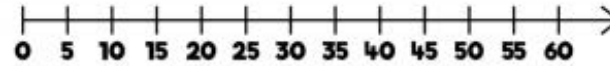
Encourage daily counting in multiples both forwards and backwards. This can be supported using a number line or a hundred square.

Look for patterns in the two times table, using concrete manipulatives to support. Notice how all the numbers are even and there is a pattern in the ones.

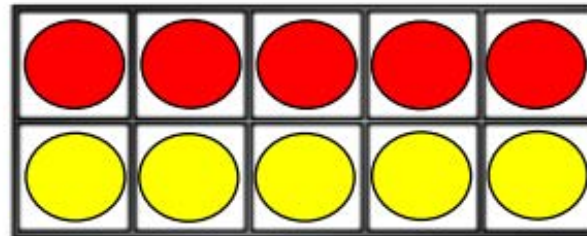
Use different models to develop fluency.

Skill: 5 times table

Year: 2



1	2	3	4	5	6	7	8	9	10
11	12	13	14	15	16	17	18	19	20
21	22	23	24	25	26	27	28	29	30
31	32	33	34	35	36	37	38	39	40
41	42	43	44	45	46	47	48	49	50




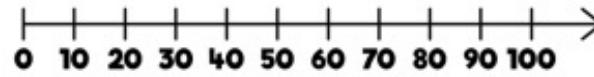


Encourage daily counting in multiples both forwards and backwards. This can be supported using a number line or a hundred square.

Look for patterns in the five times table, using concrete manipulatives to support. Notice the pattern in the ones as well as highlighting the odd, even, odd, even pattern.

Skill: 10 times table

Year: 2



1	2	3	4	5	6	7	8	9	10
11	12	13	14	15	16	17	18	19	20
21	22	23	24	25	26	27	28	29	30
31	32	33	34	35	36	37	38	39	40
41	42	43	44	45	46	47	48	49	50
51	52	53	54	55	56	57	58	59	60
61	62	63	64	65	66	67	68	69	70
71	72	73	74	75	76	77	78	79	80
81	82	83	84	85	86	87	88	89	90
91	92	93	94	95	96	97	98	99	100

Encourage daily counting in multiples both forwards and backwards. This can be supported using a number line or a hundred square.

Look for patterns in the ten times table, using concrete manipulatives to support. Notice the pattern in the digits- the ones are always 0, and the tens increase by 1 ten each time.

Glossary

Array – An ordered collection of counters, cubes or other item in rows and columns.

Commutative – Numbers can be multiplied in any order.

Dividend – In division, the number that is divided.

Divisor – In division, the number by which another is divided.

Exchange – Change a number or expression for another of an equal value.

Factor – A number that multiplies with another to make a product.

Multiplicand – In multiplication, a number to be multiplied by another.

Partitioning – Splitting a number into its component parts.

Product – The result of multiplying one number by another.

Quotient – The result of a division

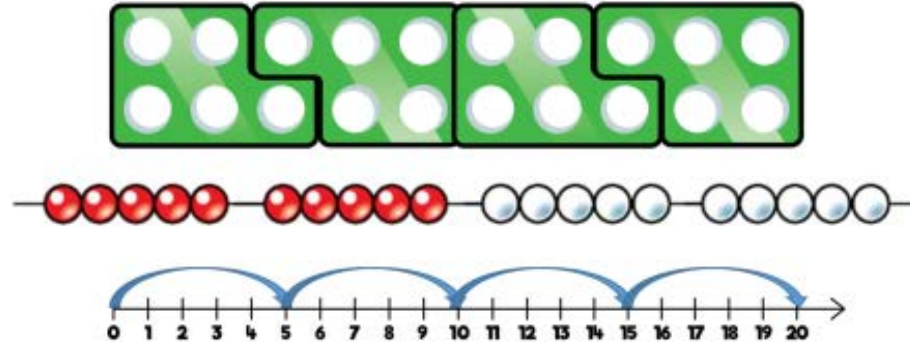

Remainder – The amount left over after a division when the divisor is not a factor of the dividend.

Scaling – Enlarging or reducing a number by a given amount, called the scale factor

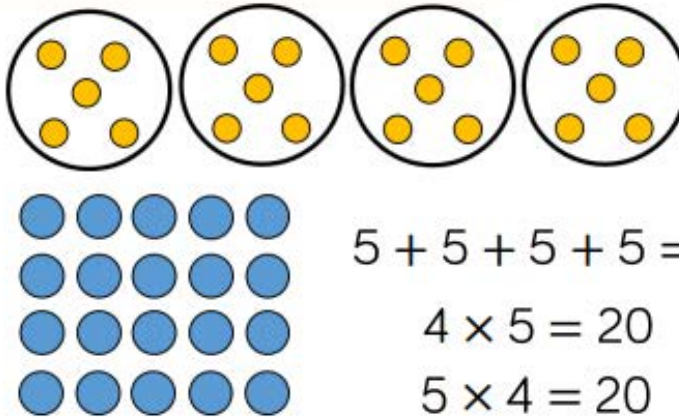
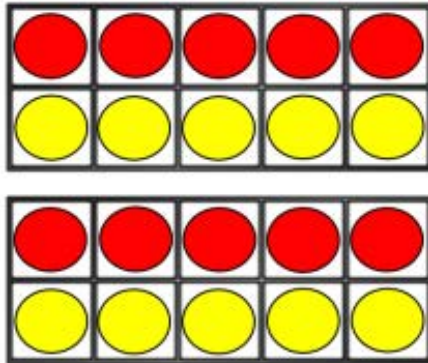
Skill	Year	Representations and models	
Solve one-step problems with multiplication	1/2	Bar model Number shapes Counters	Ten frames Bead strings Number lines
Multiply 2-digit by 1-digit numbers	3/4	Place value counters Base 10	Short written method Expanded written method
Multiply 3-digit by 1-digit numbers	4	Place value counters Base 10	Short written method
Multiply 4-digit by 1-digit numbers	5	Place value counters	Short written method

Skill: Solve 1-step problems using multiplication

Year: 1/2



One bag holds 5 apples.
How many apples do 4 bags hold?



$$5 + 5 + 5 + 5 = 20$$

$$4 \times 5 = 20$$

$$5 \times 4 = 20$$

Children represent multiplication as repeated addition in many different ways.

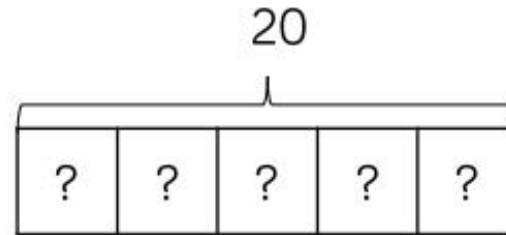

In Year 1, children use concrete and pictorial representations to solve problems. They are not expected to record multiplication formally.

In Year 2, children are introduced to the multiplication symbol.

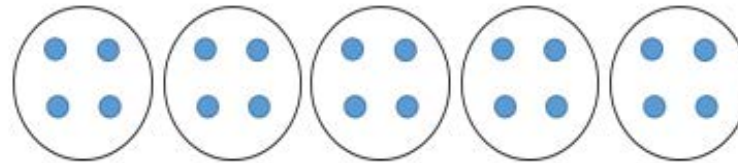
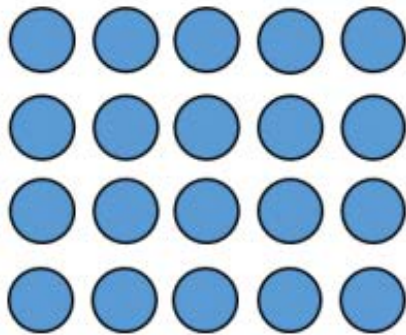
Skill	Year	Representations and models	
Solve one-step problems with division (sharing)	1/2	Bar model Real life objects	Arrays Counters
Solve one-step problems with division (grouping)	1/2	Real life objects Number shapes Bead strings Ten frames	Number lines Arrays Counters
Divide 2-digits by 1-digit (no exchange sharing)	3	Straws Base 10 Bar model	Place value counters Part-whole model
Divide 2-digits by 1-digit (sharing with exchange)	3	Straws Base 10 Bar model	Place value counters Part-whole model

Skill: Solve 1-step problems using multiplication (sharing)

Year: 1/2



There are 20 apples altogether.
They are shared equally between 5 bags.
How many apples are in each bag?



$$20 \div 5 = 4$$

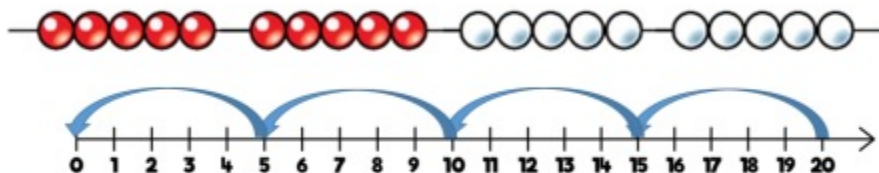
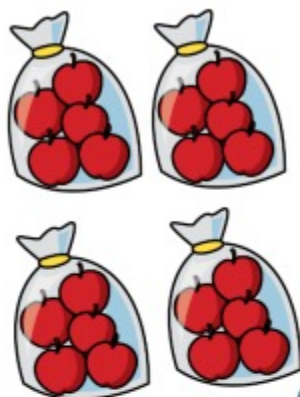
Children solve problems by sharing amounts into equal groups.

In Year 1, children use concrete and pictorial representations to solve problems. They are not expected to record division formally.

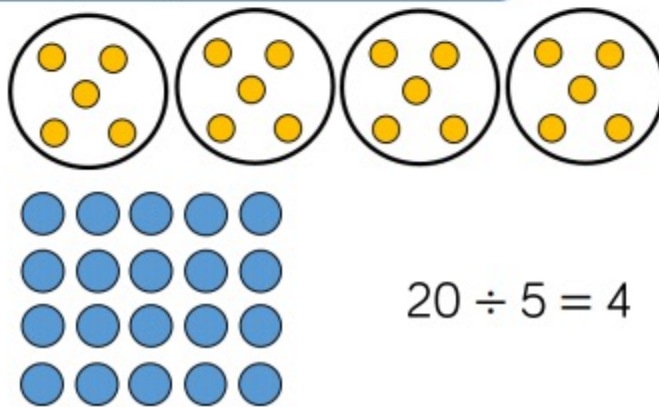
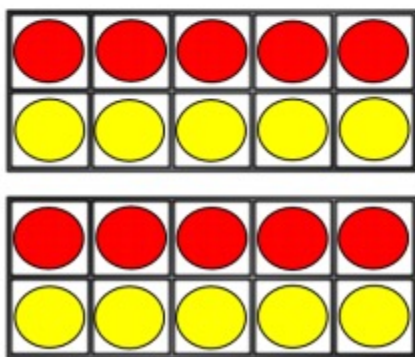
In Year 2, children are introduced to the division symbol.

Skill: Solve 1-step problems using division (grouping)

Year: 1/2



There are 20 apples altogether.
They are put in bags of 5.
How many bags are there?



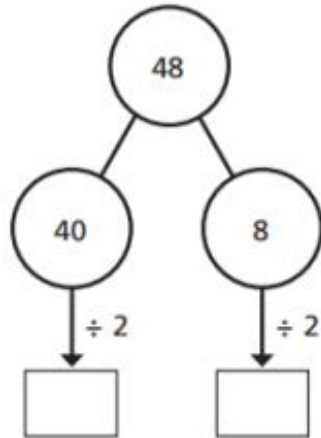
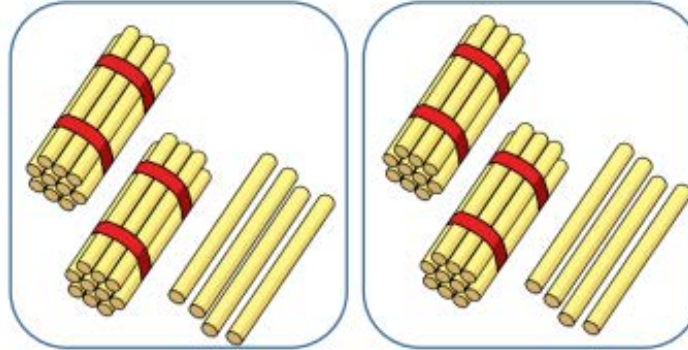
$$20 \div 5 = 4$$

Children solve problems by grouping and counting the number of groups. Grouping encourages children to count in multiples and links to repeated subtraction on a number line. They can use concrete representations in fixed groups such as number shapes which helps to show the link between multiplication and division.

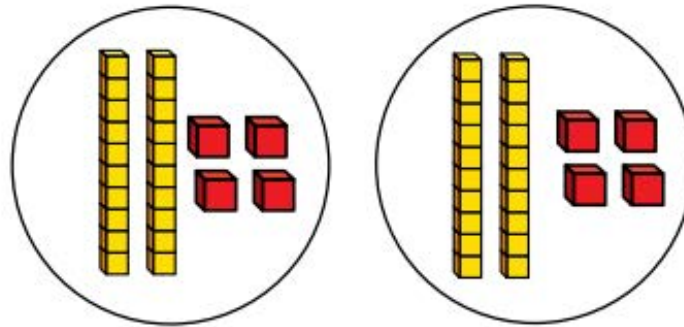
Skill: Divide 2-digits by 1-digit (sharing with no exchange)

Year: 1/2

Tens	Ones
10 10	1 1 1 1
10 10	1 1 1 1



$$48 \div 2 = 24$$



When dividing larger numbers, children can use manipulatives that allow them to partition into tens and ones.

Straws, Base 10 and place value counters can all be used to share numbers into equal groups.

Part-whole models can provide children with a clear written method that matches the concrete representation.